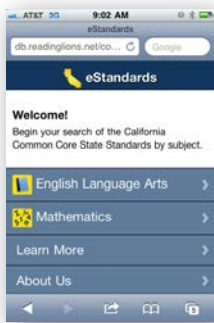




eStandards Mobile

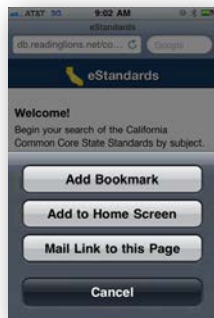
Add eStandards to your . . .

iPhone/iPad/iPod touch



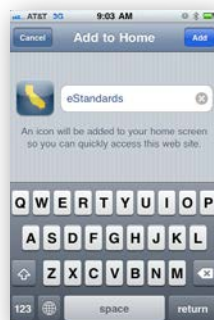
Step 1

- Open your Web browser.
- Type "scoe.net/estandardsmobile" into your browser's address bar and tap "Go."
- Tap  or .





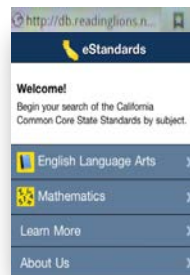
Step 2

- Tap "Add to Home Screen."




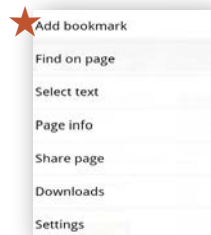
Step 3

- Wait for the eStandards icon  to load.
- Type "eStandards" as the title and tap "Add."
- The eStandards icon  will appear on your Home screen.



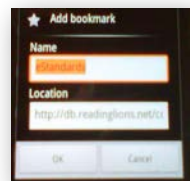
Step 1

- Open your Web browser.
- Type "scoe.net/estandardsmobile" into your browser's address bar and tap "Go."
- Tap .



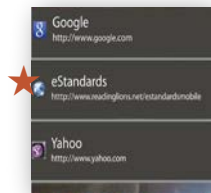
Step 2

- Tap "Add bookmark."



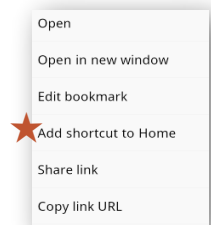
Step 3

- Tap "OK" to add the bookmark.



Step 4

- Tap and hold down the eStandards bookmark.



Step 5

- Tap "Add shortcut to Home."
- The bookmark will appear on your Home screen.